

# WE'RE PUTTING MORE PLAN INTO PLANTING

+ GAIN GROUND WITH THESE TIPS ON MAXIMIZING YOUR PLANTING DATA



JOHN DEERE



**DOWNLOAD MORE PRODUCTIVITY**



## **UPDATE YOUR GENERATION 4 DISPLAY**

Don't miss out on some great new features that can add more horsepower to your display during planting:

- Visualized planter performance<sup>1</sup> in John Deere Operations Center™
- Increased compatibility with older Deere equipment
- Improved guidance technology


<sup>1</sup>Only for those using electric drive planters with SeedStar™ 4HP monitoring.

## **DO MORE WITH OUR FREE MOBILE APPS**

Operations Center mobile brings all the tools you love in web to the palm of your hand, giving you access to your operations anytime, anywhere.

- Track equipment and completion of field work
- View maps of data layers
- Analyze field and machine data

And with the EquipmentPlus app, you can ensure your planter is set up right before going to the field. Run a planter row runoff and meter performance test. Or pull up information on AutoTrac™ guidance and StarFire™ 3000 and 6000 set up.

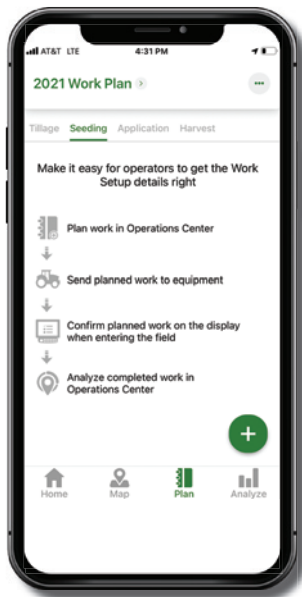


**LESS DOWNTIME. FEWER MISTAKES. FASTER COMPLETION.**

Plan on it when you create planting work in Work Planner. By setting up work plans in Operations Center – before field work starts – you can precisely assign and document exact details for your daily planting work. With just a few clicks, you can push work plans to your operators' Gen 4 Displays anytime, from anyplace.

- Saves operator time in the field
- Minimizes errors
- Enables on-the-go work edits

Farmers report spending up to 90% less time setting up field work using Work Planner versus traditional in-cab set up.



## AUTOMATE YOUR GUIDANCE LINES

### JOIN THE AUTOPTH™ REVOLUTION

Forget wasting time counting rows. AutoPath uses crop row data from your first pass – planting or strip tilling for example – and automatically creates accurate guidance lines you can rely on all season.

- Reduce frustration with simple line creation for spraying and harvesting
- Eliminates the harvest “row of shame”
- Save time while minimizing crop damage and grain loss

### POWER UP OTHER AUTOMATION FEATURES

The new Generation 4 Automation Bundle not only gets you AutoPath, but also other precision automation advances, including:

- AutoTrac™ Turn Automation (ATTA) – automatically complete accurate, hands-free end-of-pass turns
- AutoTrac Implement Guidance – get increased pass to pass accuracy on curved passes and sloped terrain using a second StarFire™ receiver on your implement
- Machine Sync – Simplify harvest logistics and assist less experienced operators

**MONITOR YOUR FARM ANYTIME, ANYWHERE**



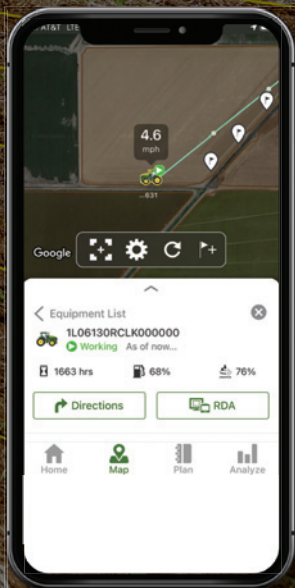
## **UPGRADE YOUR MODEM TO 4G**

If you haven't already, talk to your John Deere dealer about upgrading your 3G modem to 4G. That will ensure your machines can stream data to Operations Center, so you'll always be in the know.

## **TRACK EQUIPMENT IN NEAR REAL TIME**

Did you know JDLink™ is now free? Turn it on and you'll gain near real-time equipment monitoring that ensures you can track field work progress<sup>1</sup> and operators' locations. And you see it all on the go with the Operations Center mobile app.

<sup>1</sup>Requires a 4G modem, JDLink connection and a Gen 4 Display with the latest software.



## MAXIMIZE YOUR PLANTER PERFORMANCE



### **TRACK EQUIPMENT PRODUCTIVITY**

New improvements in Field Analyzer now allow you to visualize equipment performance data in Operations Center. At the field or zone level, you can:

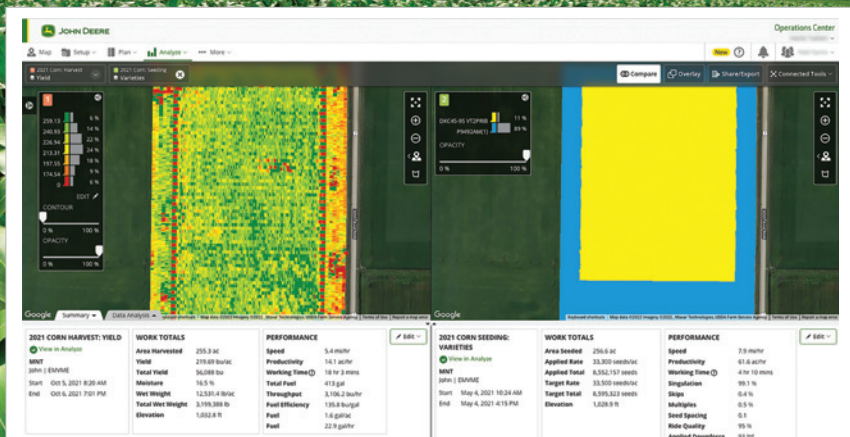
- Evaluate equipment productivity by acres per hour
- Record machine working time
- Track fuel usage and efficiency

### **SEE MORE PLANTER PERFORMANCE**

For those using electric drive planters with SeedStar™ 4HP monitoring, dealers can update your planter software so you can review planter performance in Operations Center.

- Identify planter settings to adjust for next day
- Evaluate accurate seed spacing
- Review gauge wheel margin, applied downforce, and more

## ANALYZE YOUR FIELD DATA



### RECORD PLANTING VARIETIES

Want an easier way to analyze planting performance at the end of the season? Record your varieties during planting. That will give you more accurate map data you can use to easily evaluate variety performance after harvest.

### EVALUATE YOUR VARIETIES

Take the guesswork out of evaluating how your seed choices impacted your harvest. Analyze gives you precise images that show how specific seeding varieties layer up against your harvest.

### VIEW MAP LAYERS IN OPERATIONS CENTER

With improved Analyze tools, you can see a variety of useful map layers, like applied rate, target rate and planting speed.

**MANAGE YOUR FARM DATA ANYTIME, ANYWHERE**

## **GET THE MOST OUT OF YOUR OPERATIONS CENTER ACCOUNT**

As the leading farm management system, Operations Center is your single, secure place to unlock the full potential of your connected machines, giving you a 24/7 view of your entire operation by web or mobile device.

- Setup and manage your critical farm operations
- Plan work to minimize errors and gain efficiencies
- Monitor job quality and productivity in near real time
- Analyze this season's results to improve next season



**JOHN DEERE**

JohnDeere.com | JohnDeere.ca